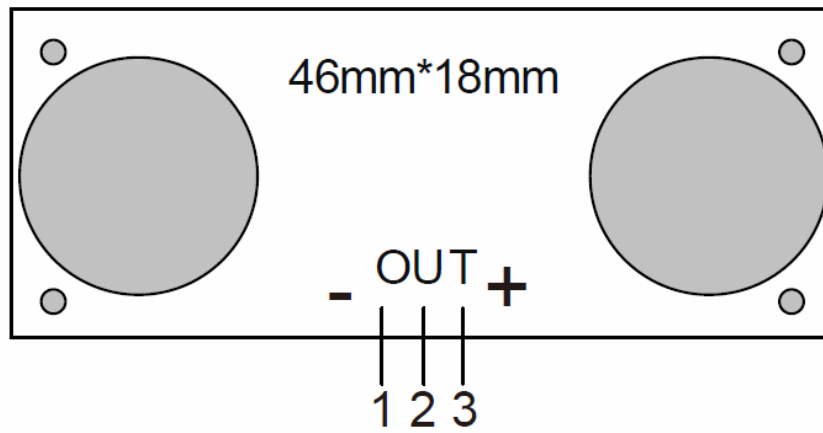


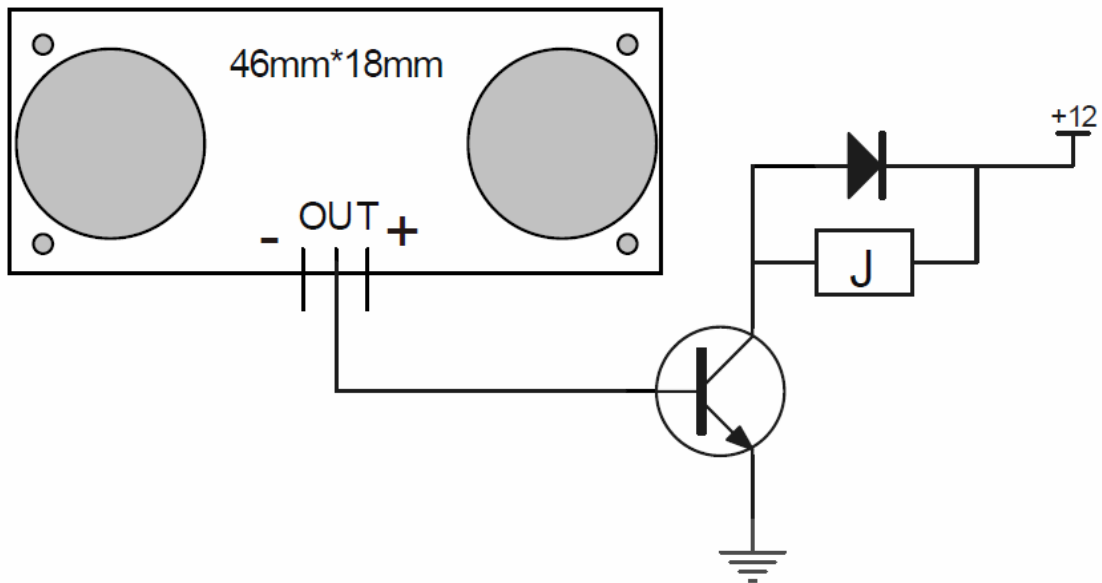
Ultrasound Motion Sensor

Module's External Connection schematic

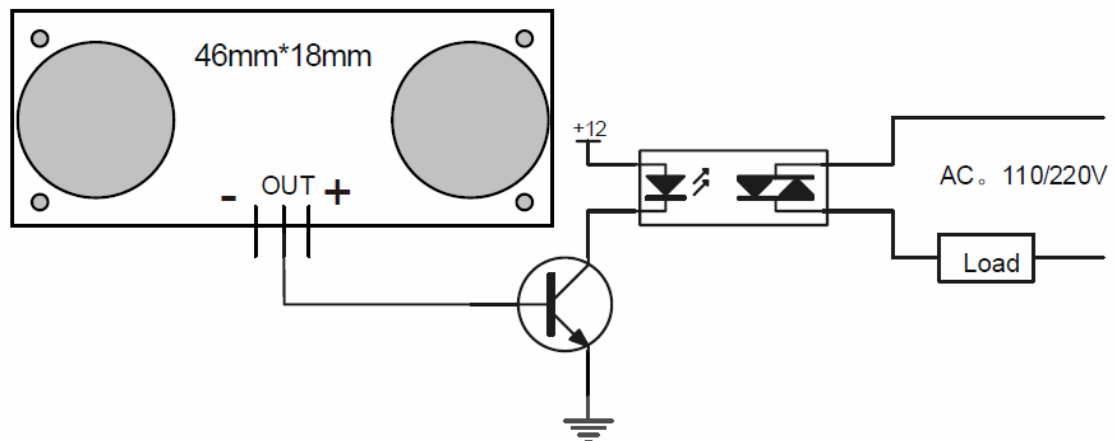


- 1 Power In Negative-
- 2 OUT signal output
- 3 Power In Positive+

DC load circuit schematic



AC load circuit schematic



Range of Application:

Used to detect the move of human or object. Suitable for indoor and outdoor burglar-proof application, vehicle burglar-proof application, ATM surveillance camera, warehouse surveillance camera, and safety warning applications in dangerous site where high voltage and high temperature exist.

Product Features:

- 1 High Sensitivity, Reliability and Stability
- 2 Extreme-Temp resistant, moisture proof, shock & vibration-proof, etc.

Main Technical Specifications

- 1 Power Voltage: DC 6-12V
- 2 Quiescent current : Less than 2 mA
- 3 output Level: High 5V
- 4 output Level: Low 0V
- 5 Sensing Angle: no greater than 15°
- 6 Sensing distance: 2mm-3m