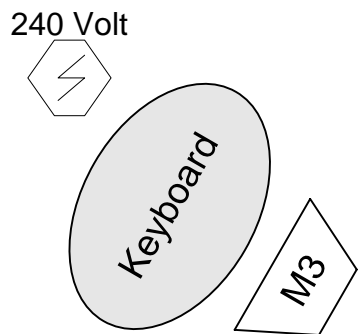
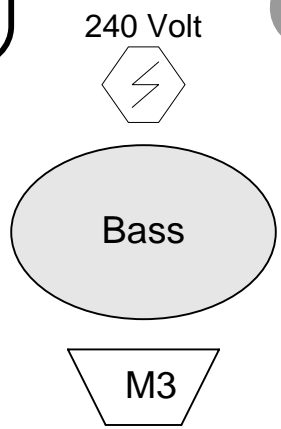
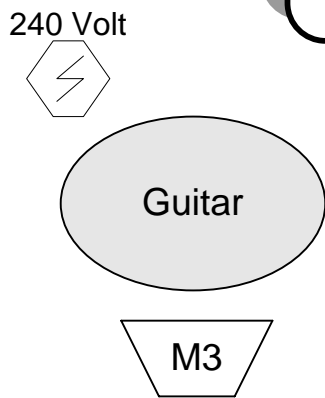
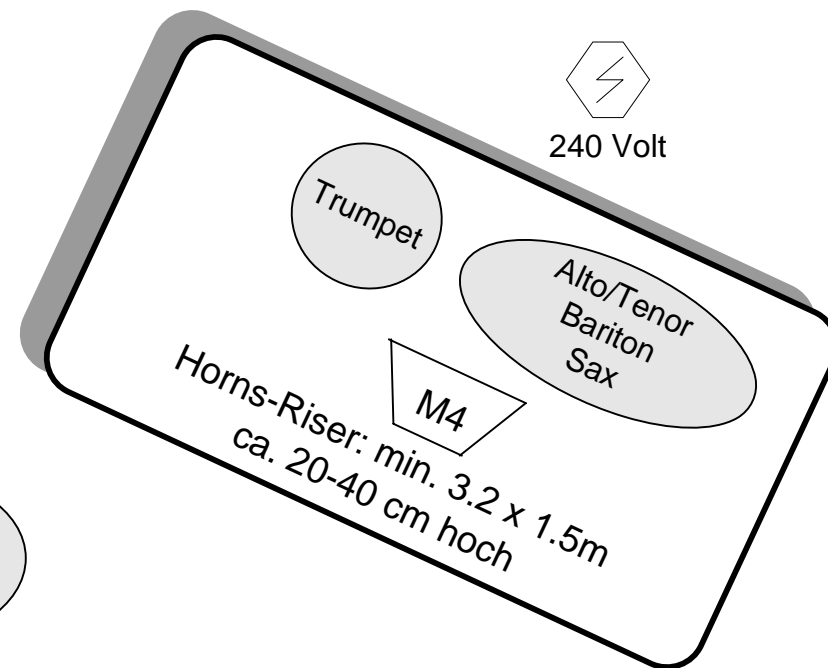
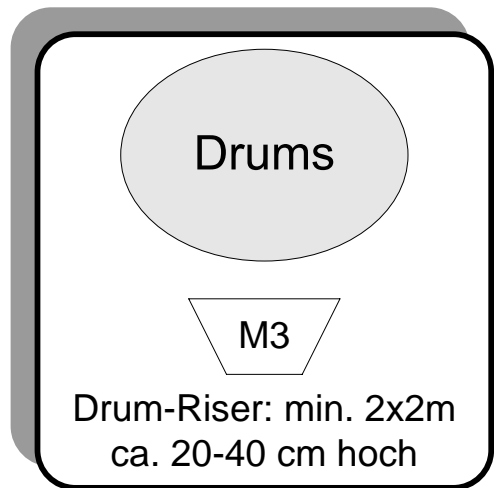
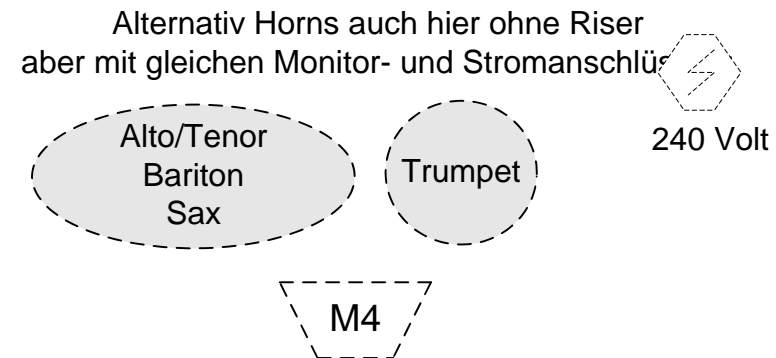
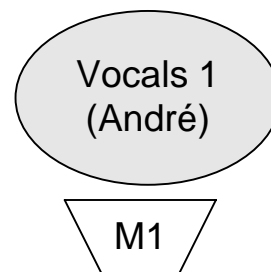
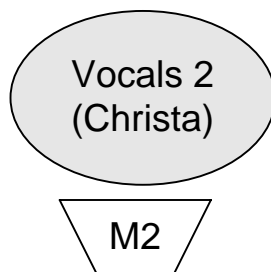


Stage Plan.....LöFönk.....2009

Kontakt:
Werner Nöthe
Badstr. 272
5323 Rietheim
Mobile: 079 219 9474
Email: noethew@pobox.com



**Bühnengrösse
Min. 7 x 4 Meter**



Microphones:

Gesang:

André: Wireless Mic. auf Ständer (eigenes Wireless)
Christa: Wireless Mic. auf Ständer (eigenes Wireless)
Martin: Head Mic. wired

Horns:

Alto/Tenor Sax: Wireless clip Mic. (Shure ULX Professional)
Trumpet: Wireless clip Mic. (AKG)
(alle Horns bringen ihre eigenen Mics mit Sender/Empfänger!!)

Rhythm:

Bass: DI von Bassamp
Guitar: Mic. von Gitarre (eigenes Sennheiser E906)
Key NORD left: Klinke/DI
Key NORD right: Klinke/DI
Key YAMAHA left: Klinke/DI
Key YAMAHA right: Klinke/DI

Drums:

Kick: Mic.
Snare top: Mic.
Snare bottom: Mic.
Tom1: Mic.
Tom2: Mic.
HiHat: Mic.
OH left: Cond. Mic. (Phantom Power!)
OH right: Cond. Mic. (Phantom Power!)

Monitoring (4 - 6 Channels):

Channel M1: Gesangs Mix. André
Channel M2: Gesangs Mix. Christa
Channel M3: Rhythmus Mix.
Channel M4: Horns Mix.
Channel M5: falls vorhanden nach Absprache
Channel M6: falls vorhanden nach Absprache

Kanal 01: Drums Kick
Kanal 02: Drums Snare top
Kanal 03: Drums HiHat
Kanal 04: Drums Tom1
Kanal 05: Drums Tom2
Kanal 06: Drums Overhead Links (Phantompower)
Kanal 07: Drums Overhead Rechts (Phantompower)
Kanal 08: Drums Snare unten
Kanal 09: Bass (DI)
Kanal 10: Guitar (Micro ab Amp)
Kanal 11: Keyboard NORD Links (DI)
Kanal 12: Keyboard NORD Rechts (DI)
Kanal 13: Keyboard Yamaha Links (DI)
Kanal 14: Keyboard Yamaha Rechts (DI)
Kanal 15: Sax Werner (Werner – Wireless Clip Mic. - Phantompower)
Kanal 16: Trumpet Andi (Andi - Wireless Clip Mic. - Phantompower)
Kanal 17:
Kanal 18:
Kanal 19:
Kanal 20:
Kanal 21:
Kanal 22: Vocal Martin (Headmicro)
Kanal 23: Vocal Christa (Wireless)
Kanal 24: Vocal André (Wireless)
Kanal 25/26:
Kanal 27/28:
Kanal 29/30:
Kanal 31/32:

Stromanschlüsse bitte unbedingt wie beschrieben bereitstellen und mit FI absichern. Jeweils genügend Doppelstecker oder Stromschienen zur Verfügung stellen. Wenn möglich die Last auf verschiedene Anschlüsse verteilen um eine Überlast zu vermeiden.

Bei Unklarheiten bitte früh genug Kontakt mit der Band aufnehmen (079 219 94 74)!!!!!!